

# PRESCHOOL HALLOWEEN WORKBOOK



SOUTH WALES  
**LIFE**  
Lifestyle Magazine Of The Year



Name \_\_\_\_\_

Date \_\_\_\_\_

# HALLOWEEN VOCABULARY

Identify the pictures below. Use the word bank below to name each picture.



\_\_\_\_\_

.....


\_\_\_\_\_



\_\_\_\_\_

.....

\_\_\_\_\_



\_\_\_\_\_

.....

\_\_\_\_\_



\_\_\_\_\_

.....

\_\_\_\_\_

## Word Bank:

bat	zombie	witch	ghost
-----	--------	-------	-------

Name \_\_\_\_\_

Date \_\_\_\_\_

# HALLOWEEN VOCABULARY

Identify the pictures below. Use the word bank below to name each picture.



\_\_\_\_\_

.....

\_\_\_\_\_



\_\_\_\_\_

.....

\_\_\_\_\_



\_\_\_\_\_

.....

\_\_\_\_\_



\_\_\_\_\_

.....

\_\_\_\_\_

## Word Bank:

vampire	poison	spider	crow
---------	--------	--------	------


Name \_\_\_\_\_

Date \_\_\_\_\_

# WRITING PRACTICE

Identify the picture below. Write the correct word beside the picture. Read and write the sentence.

I see a big and black



.

I want to harvest this



.


Name \_\_\_\_\_

Date \_\_\_\_\_

# WRITING PRACTICE

Identify the picture below. Write the correct word beside the picture. Read and write the sentence.

I felt scared when I saw a



---

---

---

---

---

---

This is a confused



---

---

---

---

---


---

Name \_\_\_\_\_

Date \_\_\_\_\_

# SENTENCE WRITING

Look at the picture below. Write a sentence that tells about the picture.



---

---

---

---

---

---

---

---

---

---

Name \_\_\_\_\_

Date \_\_\_\_\_

# SENTENCE WRITING

Look at the picture below. Write a sentence that tells about the picture.



---

---

---

---

---

---

---

---

---


---

Name \_\_\_\_\_

Date \_\_\_\_\_

# SENTENCE WRITING

Look at the picture below. Write a sentence that tells about the picture.



---

---

---

---

---

---

---

---

---

---




Name \_\_\_\_\_

Date \_\_\_\_\_

# SENTENCE WRITING

Look at the picture below. Write a sentence that tells about the picture.



---

---

---

---

---

---

---

---

---

---

Name \_\_\_\_\_

Date \_\_\_\_\_

# SENTENCE WRITING

Look at the picture below. Write a sentence that tells about the picture.



---

---

---

---

---

---

---

---

---

---

Name \_\_\_\_\_

Date \_\_\_\_\_

# SENTENCE WRITING

Look at the picture below. Write a sentence that tells about the picture.



---

---

---

---

---

---

---

---

---

---

Name \_\_\_\_\_

Date \_\_\_\_\_

# SENTENCE WRITING

Look at the picture below. Write a sentence that tells about the picture.



---

---

---

---

---

---

---

---

---

---


Name \_\_\_\_\_

Date \_\_\_\_\_

# DEAR ZOMBIE

Write a letter to a zombie.

Handwriting practice lines for writing a letter. Each line set consists of a solid top line, a dotted midline, and a solid bottom line. There are 10 such sets of lines provided for writing.



Name \_\_\_\_\_

Date \_\_\_\_\_

# DEAR VAMPIRE

Write a letter to a vampire.

Handwriting practice lines for writing a letter. Each line set consists of a solid top line, a dashed middle line, and a solid bottom line. There are 10 such sets of lines provided for writing.




Name \_\_\_\_\_

Date \_\_\_\_\_

# DEAR MONSTER

Write a letter to a monster.

Handwriting practice lines for writing a letter. Each line set consists of a solid top line, a dashed middle line, and a solid bottom line. There are 10 such sets of lines provided for writing.



Name \_\_\_\_\_

Date \_\_\_\_\_

# DEAR WITCH

Write a letter to a witch.

Handwriting practice lines for writing a letter. Each line set consists of a solid top line, a dotted midline, and a solid bottom line. There are 10 such sets of lines provided for writing.





Name \_\_\_\_\_

Date \_\_\_\_\_

# HALLOWEEN COUNTING



Find and count the following Halloween characters.



Name \_\_\_\_\_

Date \_\_\_\_\_

# HALLOWEEN COUNTING



Find and count the following Halloween characters.



Name \_\_\_\_\_

Date \_\_\_\_\_

# HALLOWEEN COUNTING



Find and count the following Halloween characters.




Name \_\_\_\_\_

Date \_\_\_\_\_

# HALLOWEEN GRAPH

Find and graph the items listed. Then answer the questions below.



How many of each?









Which item did you find the most of? \_\_\_\_\_

Which item did you find the least of? \_\_\_\_\_





Name \_\_\_\_\_

Date \_\_\_\_\_

# HALLOWEEN GRAPH

Find and graph the items listed. Then answer the questions below.



How many of each?









Which item did you find the most of? \_\_\_\_\_

Which item did you find the least of? \_\_\_\_\_





Name \_\_\_\_\_

Date \_\_\_\_\_

# HALLOWEEN GRAPH

Find and graph the items listed. Then answer the questions below.



How many of each?









Which item did you find the most of? \_\_\_\_\_






Which item did you find the least of? \_\_\_\_\_

Name \_\_\_\_\_

Date \_\_\_\_\_

# HALLOWEEN PATTERN

Look at the patterns below. Cut out the images at the bottom. Paste the image that comes next in each pattern.







Name \_\_\_\_\_

Date \_\_\_\_\_

# HALLOWEEN PATTERN

Look at the patterns below. Cut out the images at the bottom. Paste the image that comes next in each pattern.











Name \_\_\_\_\_

Date \_\_\_\_\_

# HALLOWEEN PATTERN

Look at the patterns below. Cut out the images at the bottom. Paste the image that comes next in each pattern.







Name \_\_\_\_\_

Date \_\_\_\_\_

# HALLOWEEN PATTERN

Look at the patterns below. Cut out the images at the bottom. Paste the image that comes next in each pattern.




Name \_\_\_\_\_

Date \_\_\_\_\_

# HALLOWEEN COLOURING

Colour the picture below.




Name \_\_\_\_\_

Date \_\_\_\_\_

# HALLOWEEN COLOURING

Colour the picture below.




Name \_\_\_\_\_

Date \_\_\_\_\_

# HALLOWEEN COLOURING

Colour the picture below.




Name \_\_\_\_\_

Date \_\_\_\_\_

# HALLOWEEN COLOURING

Colour the picture below.



Name \_\_\_\_\_

Date \_\_\_\_\_

# HALLOWEEN COLOURING

Colour the picture below.

